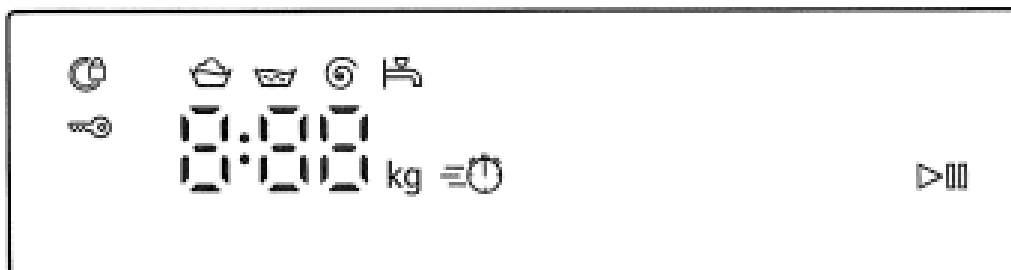




MANUAL WASHING MACHINE



Display

The display shows the current values, options or instruction texts

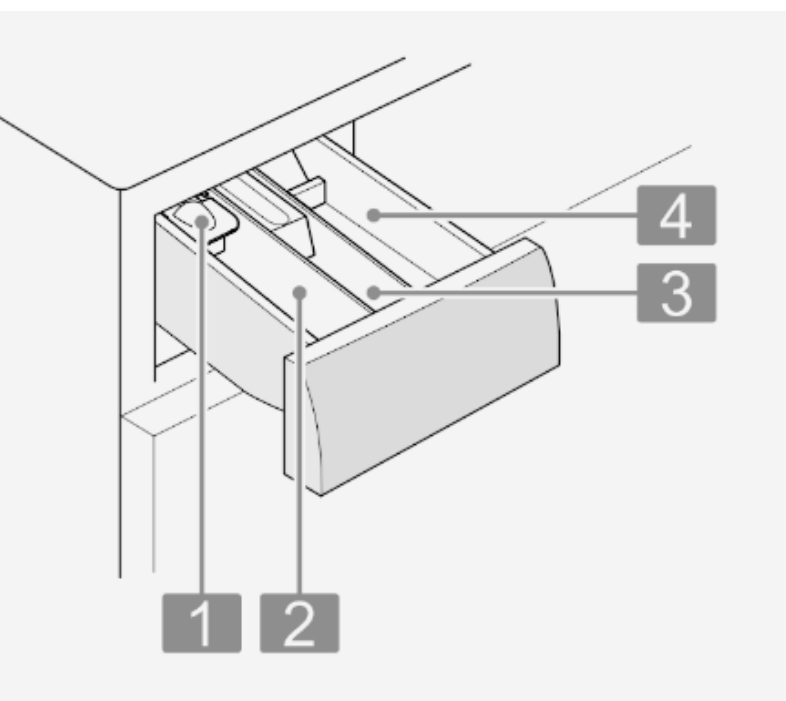


Indication	Designation	Description
0:40	Program duration / remaining time of the program	Approximate expected programme duration or remaining time of the programme.
10h	Ready in time	The programme end was recorded and the remaining hours are indicated.
7kg	Recommended load	Maximum load quantity for the set programme in kg's.
--- 1400	Centrifugal speeds	Set spin speed in rpm. 0: without final spin, only drain pen - -: Rinse stop, without draining
▶	Start / pause	Start, cancel or pause - illuminates: the programme is running and can be cancelled or paused. - flashing: the programme can be
	To wash	Program status
	To rinse	Program status

MANUAL WASHING MACHINE



Indication	Designation	Description
	Centrifuge	Program status
----	Rinse stop	Program status
END	End of programme	Program status
	Child lock	- illuminates: the child lock is activated. - flashing: the child lock is activated and the device was operated.
	Vario Speed	Washing in shorter time is activated
	Door	- lit: the door is locked and cannot be opened. - flashes: the door is unlocked. - off: the door is unlocked and can be opened.
	Crane	- No water pressure. - Water pressure is too low.
E35 / -10	Error / wrong	Error code, error indication, signal.



1. Dosing aid for liqued detergent

2. Detergent dispenser II :

- Detergent for main wash
- Softener
- Bleach
- Stain salts

3. Compartment




- Fabric softener
- Liquid starch
- Impregnating agent

4. Detergent dispenser I :

- Detergent for pre-wash
- Hygiene detergent

MANUAL WASHING MACHINE



Button	Choice	Description
Start / refill	Start, cancel and pause	Start, cancel of pause programme.
Vario speed	Activate and deactivate	Activate or deactivate washing with reduced duration. Note: the energy consumption gets higher. The washing result is therefore not affected.
Ready in 	1 - 24 hours	Define the programme end. The programme duration is already included in the set number of hours. After the start of the programme the programme duration is displayed.
	----- 1400	Adjust the spin speed or activate - -- (rinse stop). With the selection - -- --, the water at the end of the wash cycle is not pumped out and spin drying is de activated. The washing remains in the rinse water.
 3 sec.	Activate and deactivate	Activate or deactivate the child lock. Protect the control panels against accidental accidental operation. If the child lock has been activated the appliance was switched off, the child the child lock remains activated.